

Standard Level



ME Precision Balances

Designed to Last

Simply Reliable

Efficient Operation



The Essence of Weighing
And More

METTLER TOLEDO

Efficient and Convenient Performance Balances with Outstanding Value

Daily weighing routines are easy and efficient thanks to the ergonomic design features of the Standard Level ME balances. Essential functionality is at your fingertips to provide you with accurate and reliable weighing results day after day.

But there is more. These robust all-round balances not only support your daily tasks with intuitive operation and fast results, they are also easy-to-clean, have front-feet leveling, and are available with internal adjustment at a keystroke.


Designed to Last



ME balances are built to last. The solid construction and high quality materials ensure you can rely on accurate results for many years to come.

- Solid metal base
- Reinforced body
- Overload protection up to 100 kg

Simply Reliable



State-of-the-art weighing technology ensures stable and accurate results.

- Fast and reliable results
- Date and time stamp (ISO/GLP)
- Internal adjustment available on all models

Efficient Operation



The easy-to-use interface enables direct access to applications and calibration routines. Coupled with easy cleaning, your daily tasks are fast and efficient.

- Intuitive interface
- 10 built-in applications
- Rounded edges and smooth surfaces are easy-to-clean

METTLER TOLEDO Service

Comprehensive Service

To perform at its peak, a balance should be serviced periodically. Preventive maintenance and calibration are crucial to ensure high uptime and accurate results.



- Up to 50% lower power consumption
- Selection of non-critical materials – PVC-free, mercury-free
- Energy efficient manufacturing and logistic



Clear Readout

The large numbers on the brilliant backlit display are easy to read in all working environments.



Daily Protection

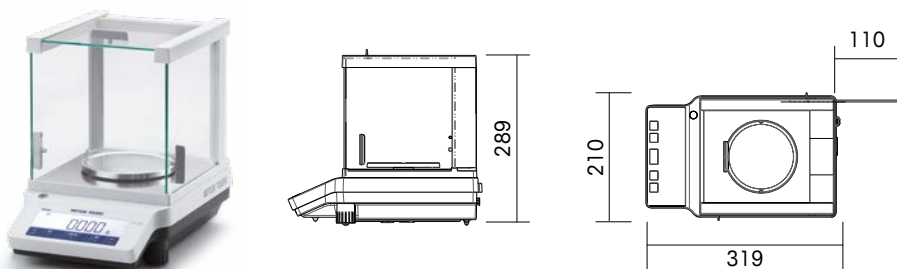
These durable balances offer protection against dust and splashing liquids in everyday operation – prolonging balance life and ideal for weighing under harsh conditions.



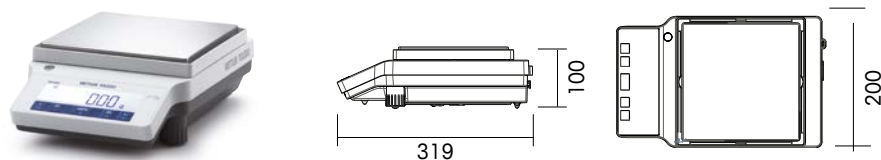
Compliant Documentation

Trace your data with built-in data and time function to meet ISO/GLP documentation requirements.

ME Precision Balances



Model with internal adjustment	ME103	ME203	ME303	ME403
Model with external calibration	ME103E	ME203E	ME303E	ME403E
Maximum capacity	120 g	220 g	320 g	420 g
Weighing platform dimensions \varnothing	120 mm			
Readability	0.001 g			
Repeatability	0.001 g			
Linearity	0.002 g			
Settling time	1.5 s			
Sensitivity temperature drift	3.0 ppm/°C			
Weight of balance	4.6 kg (ME)/4.4 kg (ME-E)			
Applications	Formulation, totaling, dynamic weighing, piece counting, density, percent weighing, check weighing, statistics, dosing, free factor			



Model with internal adjustment	ME1002	ME2002	ME3002	ME4002
Model with external calibration	ME1002E	ME2002E	ME3002E	ME4002E
Maximum capacity	1.200 g	2.200 g	3.200 g	4.200 g
Weighing platform dimensions (W×D)	180×180 mm			
Readability	0.01 g			
Repeatability	0.01 g			
Linearity	0.02 g			
Settling time	1.0 s			
Sensitivity temperature drift	3.0 ppm/°C			
Weight of balance	3.8 kg (ME)/3.2 kg (ME-E)			
Applications	Formulation, totaling, dynamic weighing, piece counting, density, percent weighing, check weighing, statistics, dosing, free factor			

All models are available as legal for trade versions.

www.mt.com/standard-precision

For more information

METTLER TOLEDO Group
Laboratory Weighing
Local contact: www.mt.com/contacts

Subject to technical changes
© 03/2018 METTLER TOLEDO. All rights reserved
30046869A
Group MarCom 2322 00/JS

GWP®

Good Weighing Practice™

GWP® is the global weighing standard, ensuring consistent accuracy of weighing processes, applicable to all equipment from any manufacturer. It helps to:

- Choose the appropriate balance or scale
- Calibrate and operate your weighing equipment with security
- Comply with quality and compliance standards in laboratory and manufacturing

www.mt.com/GWP